


## TYPE: PMD-PROCESS



# PMD-PROCESS Voltage & Current Input Panel Mounting Display

## Description

The PMD-PROCESS is a panel mounting display for use with most industry standard voltage and current analogue process signals, and offers very simple operation and configuration. The PMD-STRAIN does not use a menu system to configure and calibrate the display, making installation and commissioning very straightforward.

To simplify commissioning even further, the product instruction manual provides step by step pictorial details for each function that you may want to configure, saving time searching through an overly complex manual to try to find that one parameter you wish to change.

The main application for the PMD-PROCESS is for simple crane weighing applications, hoist and winch monitoring, as well as many other force measurement applications. It can be connected to any of LCM Systems load cell products with integrally mounted amplifiers.

Different input signals are available including serial input (see PMD-SERIAL) and load cell/strain gauge bridge input (see PMD-STRAIN). LCM Systems engineers will be pleased to discuss your specific application requirements with you. They will be able to advise on the correct product selection, options required and advise on suitable sensors, where required.

## Specification

Power supply	95-265vac (optional 11-30V DC)
Power rating	10 VA maximum
Input signals	DC voltage: 0-10V, 0-5V, 1-5V DC current: 0-10mA, 0-20mA, 4-20mA
Excitation voltage	24vdc (60mA maximum current) 10vdc (20mA maximum current)
Input resistance	1 megohm for voltage inputs 33ohms for current inputs
Accuracy	<±0.05%
Zero temperature coefficient	<30ppm/°C
Span temperature coefficient	<25ppm/°C
Filtering	Selectable time constraints from 0-25 seconds
Display update rate	10 readings per second
Internal resolution	1 part in 400,000
Display range	-199999 to +199999
Connections	All user/installation connections using detachable field screw terminals
Case material	Black polycarbonate
Storage temperature	-20 to +70°C
Operating temperature	0 to +50°C
Environmental sealing	IP65 (when mounted in a suitable enclosure)
Weight	300g

## Available Options

- Cover (part number SPC4, increasing sealing to IP67)
- Power supply options: 95-265vac and 11-30vdc.
- Input options: 0-10V, 0-5V, 1-5V, 0-10mA, 0-20mA and 4-20mA
- Output options: 4-20mA, 0-10V, ±10V, 2 relay alarms, 4 relay alarms, RS232, RS485 or Modbus RTU ASCII.

## Features

- Suitable for most process analogue current and voltage signals
- Menu free setup and calibration
- 14.2mm high red LED display
- AC or DC powered versions
- Wide choice of analogue, relay or digital outputs
- All option boards are pluggable and can be retro-fitted
- IP65 sealed (option for IP67 sealing)

## Typical Applications

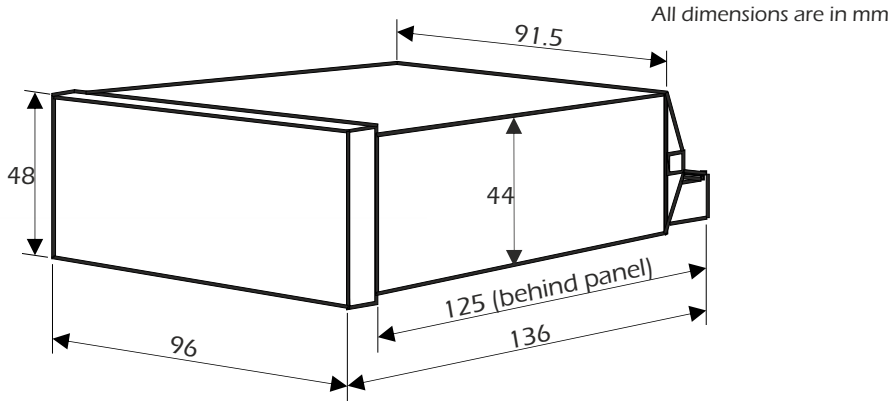
- Vessel weighing
- Winch monitoring
- Crane weighing
- Module weighing
- General force measurement

### LCM Systems Ltd


Unit 15, Newport Business Park  
Barry Way, Newport  
Isle of Wight PO30 5GY UK  
Tel: +44 (0)1983 249264  
Fax: +44 (0)1983 249266  
sales@lcm systems.com  
www.lcm systems.com

# PMD-PROCESS Voltage & Current Input Panel Mounting Display

## Dimensions



Panel cutout should be 92mm wide x 45mm high, +1mm, -0mm  
1/8 DIN. Depth behind panel 125mm max, including cables.



## Ordering Guide

Create a full part number like this:-

Model	Analogue Output		Alarm Output		Serial Data Output		Supply Voltage	
PMD-PROCESS	No output	-0	No alarms	-0	No data	-0	95-265VAC-AC	-AC
	4-20mA	-ANI	2 alarms	-AL2	RS232	-232	11-30VDC	-DC
	-10V	-ANV	4 alarms	-AL4	RS485	-485		
	±10V	-ANB			MB RTU	-RTU		

Example - PMD-PROCESS display with 4-20mA output, 2 alarms, RS485 output and 110V AC powered.  
Order code will be: **PMD-PROCESS-ANI-AL2-485-AC**