


TYPE: JPP-JB



JPP-JB Termination Junction Box

Description

The JPP-JB series of termination junction boxes offer a solution to connect either 4, 6 or 8 load cells in parallel to a suitable display or amplifier.

There are no adjustment facilities with this product, and it is only usually recommended for use with load cells with matched or rationalised outputs. It acts as an installation aid in a variety of weighing applications.

LCM Systems can provide the JPP-JB on its own or complete with matched/rationalised load cells and complimentary instrumentation to offer a complete package. Please contact our technical department for any advice required on suitable solutions.

Specification

Cable glands	PG9 polyamide (cable clamping range 3.5 to 8mm)
Enclosure	Grey fibreglass reinforced PA
Sealing	IP66 when all glands have cable installed
Connections	2.5mm ² rising clam screw terminals
Temperature range	-25°C to +40°C

Available Options

- Painted diecast enclosure versions
- Stainless steel enclosure versions

Order Codes

- 4 Way - order code JPP-JB
- 6 Way - order code JPP-JB-6WAY
- 8 Way - order code JPP-JB-8WAY

Features

- 4, 6 or 8 way versions
- Field screw terminals
- IP66 sealed
- Wide range of cable sizes suitable


Typical Applications

- Vessel weighing
- Silo weighing
- Process weighing

LCM Systems Ltd

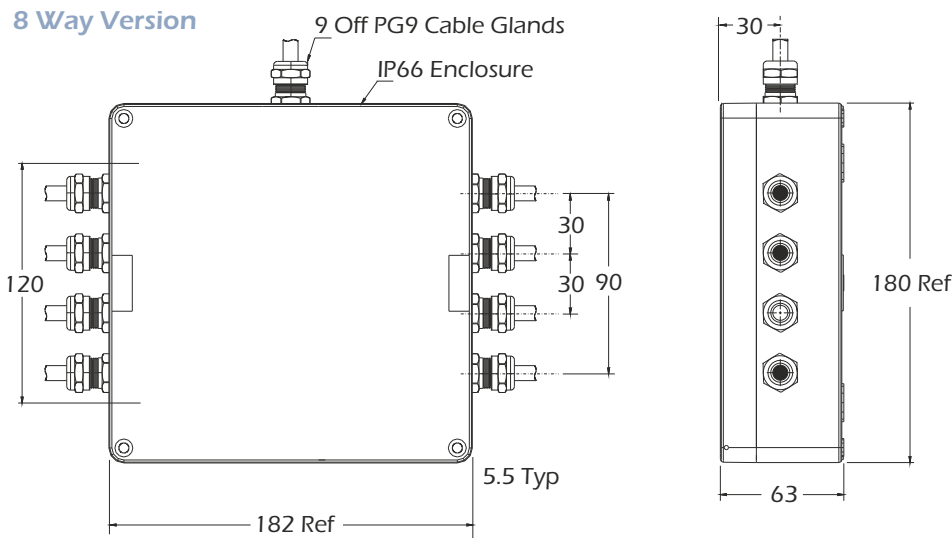
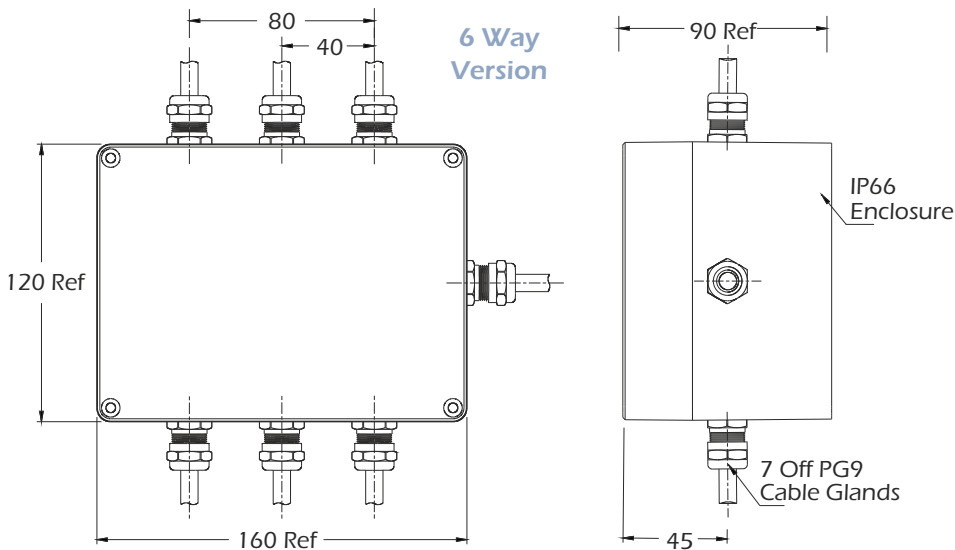
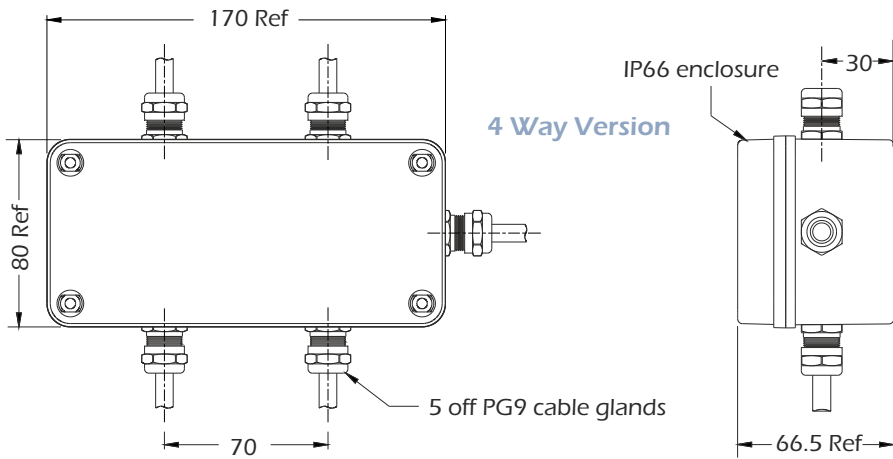
Unit 15, Newport Business Park
Barry Way, Newport
Isle of Wight PO30 5GY UK
Tel: +44 (0)1983 249264
Fax: +44 (0)1983 249266
sales@lcm systems.com
www.lcm systems.com

JPP-JB Termination Junction Box



Dimensions

All dimensions are in mm



www.lcmsystems.com

Due to continual product development, LCM Systems Ltd reserves the right to alter product specifications without prior notice.

Issue No. 1
 Issue date: 25/03/2015
 APPROVED
 (unapproved if printed)